




KS2 Homework Menu year 3



Topic: Prehistoric Britain - from the Stone Age to the Iron Age

Please choose one activity each week between now and half term and then bring in your homework book and any art work or models, in the week beginning 17th October.

Thank you to parents/carers for your continued help and support with work sent home. We expect approximately 20-30 minutes to be spent on each task, please do not spend hours!



1A English	1B Maths	1C Science	1D Topic	1E Art/DT
<p>Imagine you have travelled back in time to pre-historic Britain. Describe what you can see, smell, hear, touch and taste.</p> <p>L.O. To write a description of an imaginary setting</p> <ul style="list-style-type: none"> • Use a range of wow words • Use a dictionary and a thesaurus • Use a range of conjunctions 	<p>Rows of coins</p>  <p>Take five coins: 1p, 2p, 5p, 10p, 20p. Put them in a row using these clues. The total of the first three coins is 27p. The total of the last three coins is 31p. The last coin is double the value of the first coin.</p> <p>2. Take six coins: two 1p, two 2p and two 5p. Put them in a row using these clues. Between the two 1p coins there is one coin. Between the two 2p coins there are two coins. Between the two 5p coins there are three coins.</p> <p>What would be the total of the first 3 coins now? What about the last 3?</p>	<p>Make an information page about Mary Anning. This can be presented as a leaflet, poster, or as a power point.</p> <p>Who was she? What did she do? When did she live? Why do we remember her today?</p> <p>L.O. To research a famous person.</p>	<p>Write a diary entry from the point of view of a stone age child. Remember to include lots of detail about what you have done during the day and how you feel.</p> <p>Where do you live? What do you eat? Who do you live with?</p> <p>LO: I can use historic information to show my understanding of the time period</p>	<p>Practise your sketching techniques at home. Set up your own 'still life of objects around the house, this can be flowers, bowls, food, fruit etc and then try to draw it as accurately as you can. Can you add shading, tone and texture to your work?</p> <p>LO: I can sketch a still life scene.</p>

2A English	2B Maths	2C Science	2D Topic	2E Art/DT
<p>Choose a book you enjoy and write a book review about it.</p> <p>Remember to include what the book is about (without giving away all of the plot), why you liked it, was there anything you didn't like about it? And who would you recommend it to?</p> <p>L.O. To think about what you are reading and why you like it.</p>	<p>Dan the detective looked for a number. He found a two-digit number less than 50. The sum of its digits was 12. Their difference was 4. What number did Dan find?</p>  <p>Dan found a two-digit odd number. One of its digits was half the other. The number was greater than 50. What number did Dan find?</p> <p>Can you make up your own number problems to solve like Detective Dan. Try them out on your family!</p> <p>LO: Write whole numbers in figures; know what each digit represents</p>	<p>Make a poster or powerpoint about different types of rocks igneous, metamorphic and sedimentary. Remember to include the main differences, what they look like and how they were formed.</p> <p>LO: To use scientific vocabulary to create a factual information text</p>	<p>Draw a picture to show what it would have been like in the Stone Age. Choose whether your picture is of the palaeolithic, mesolithic or neolithic period and make sure you include what people might have looked like, what they might have worn, where they would have lived, where their food came from, and what the surroundings would have been like (forest, fields, open plains etc)</p> <p>Label your picture with as much detail as you can.</p> <p>LO: I can use my knowledge of the Stone Age to produce a picture of what life might have been like</p>	<p>Decorate a big stone or a pebble with a design of your choice. If you can't find a stone to decorate, create your design in your homework book instead.</p>  <p>Tell me why you have chosen that design!</p> <p>LO: I can design a pattern for a 3D image</p>

